


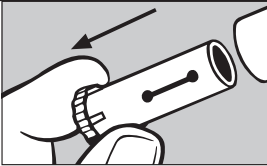
HOW TO USE YOUR ANAPEN TRAINER

CONTAINS DUMMY SYRINGE WITHOUT A NEEDLE

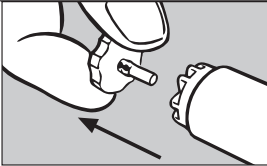


FIRING THE ANAPEN

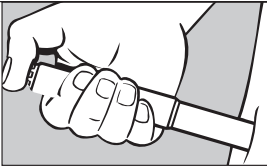
1. Remove the black needle cap. Check that the grey needle sheath is out




2. Remove the black safety cap from the red firing button



3. Hold Anapen against the outer thigh and press the red firing button

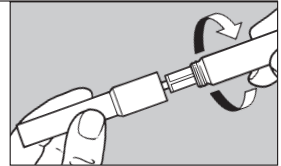


4. Hold Anapen in position for 10 seconds

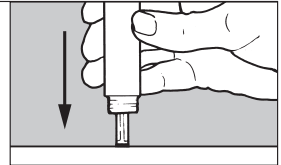


RESETTING THE ANAPEN

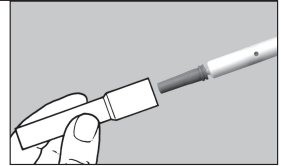
1. Unscrew the syringe housing from the plunger housing



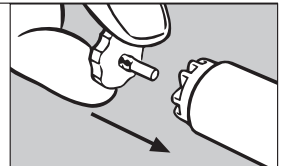
2. Push the plunger until it clicks



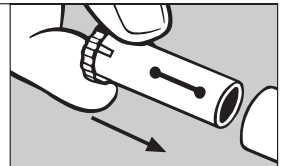
3. Replace grey needle sheath on dummy syringe and place in syringe housing. Refit together the syringe and plunger housing



4. Replace the black safety cap on the red firing button



5. Replace the black needle cap



Lincoln medical Ltd

13 Boathouse Meadow Business Park,
Cherry Orchard Lane, Salisbury, SP2 7LD, UK.
For medical information call +44 (0)1748 828785